

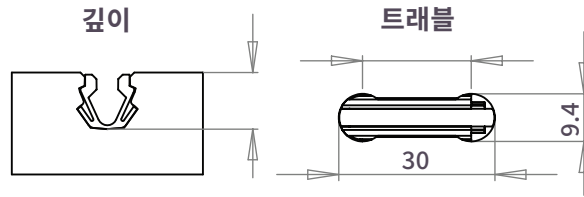
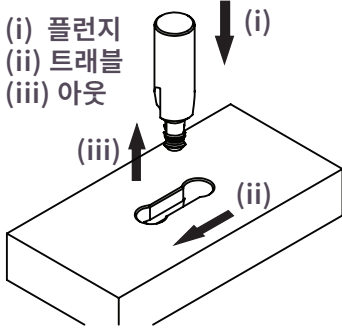
V-0930R

탈착식 사용 지침



1. 밀링

- (i) 플런지
- (ii) 트래블
- (iii) 아웃

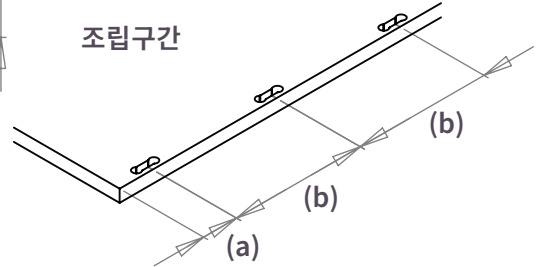


권장 설정
 깊이: 9.4mm, +/- 0.1mm
 트래블 중심간 이동: 20.4mm
 회전 속도: CNC 속도는 재료에 따라 다릅니다.
 최대 커터 회전 속도: 18,000

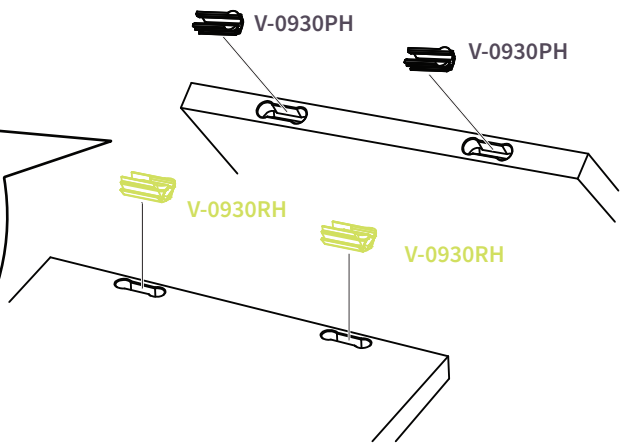
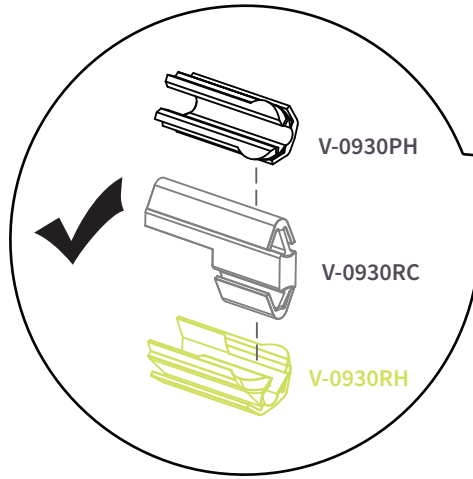
권장 간격

- (a): 35mm에서 80mm 까지
- (b): 100mm에서 250mm까지

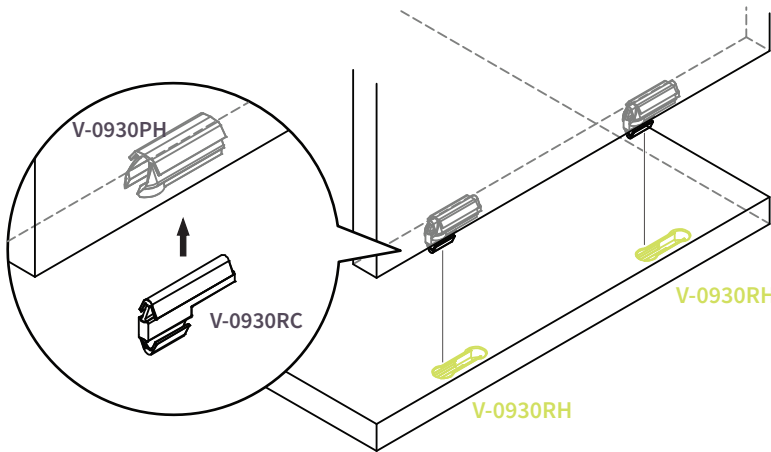
조립구간



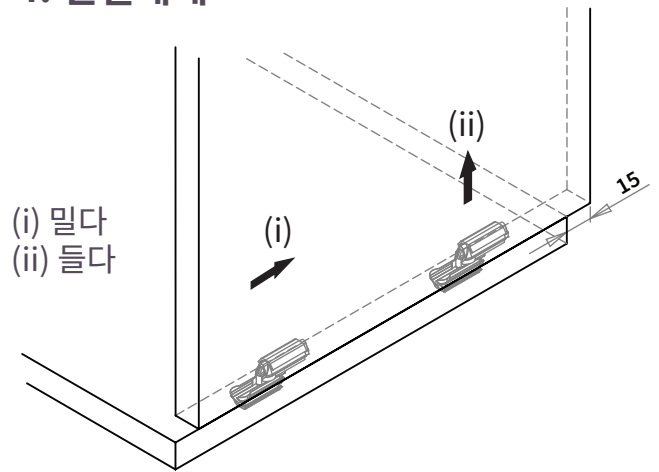
2. 하우징



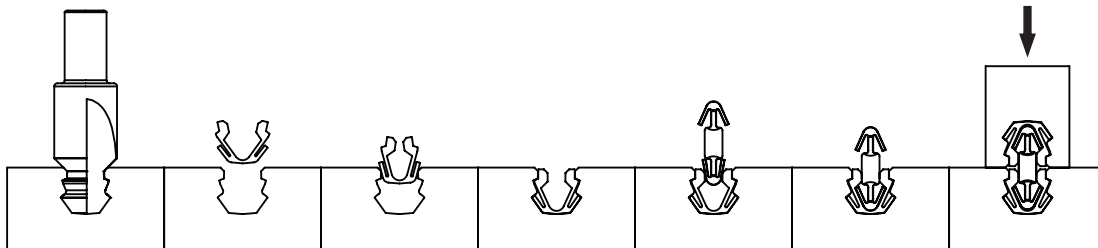
3. 조립 - 간단하게 누르거나 밀어서 연결



4. 연결해제



작동 방식



간단히 누르거나 밀어서 연결하세요.

